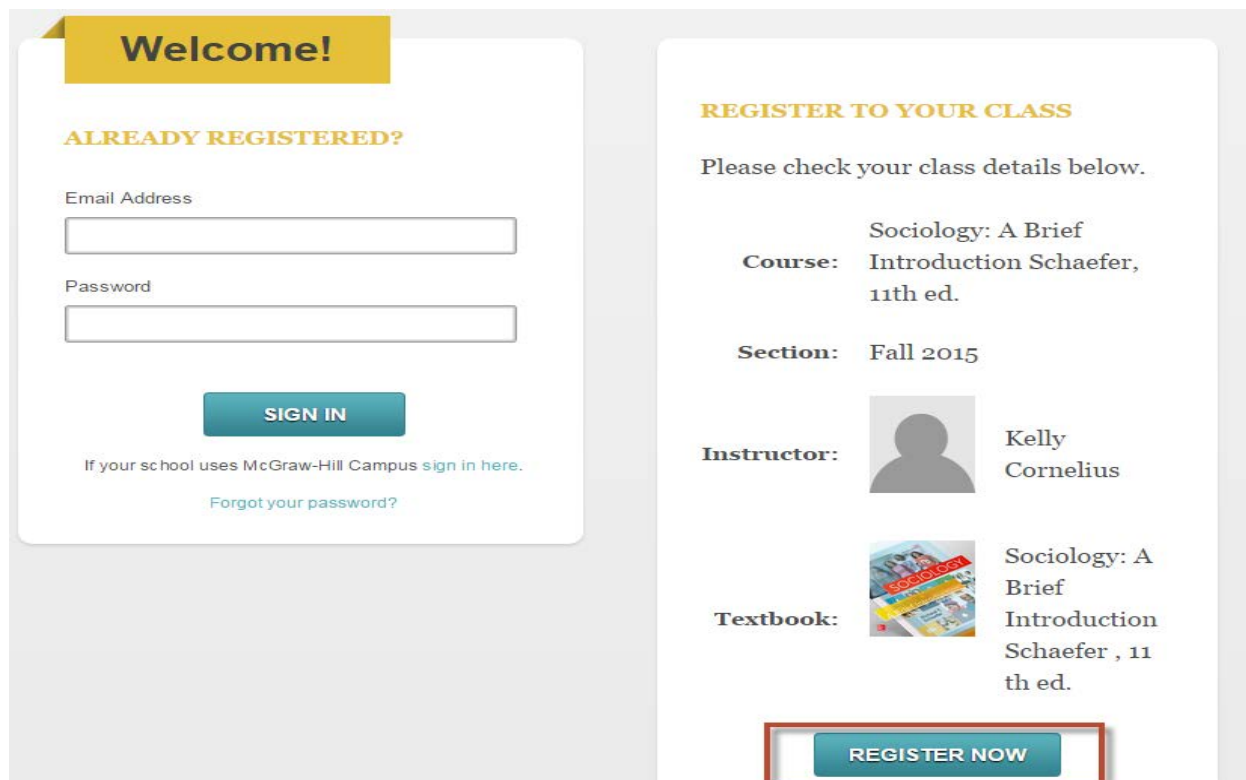


# Connect Student Registration

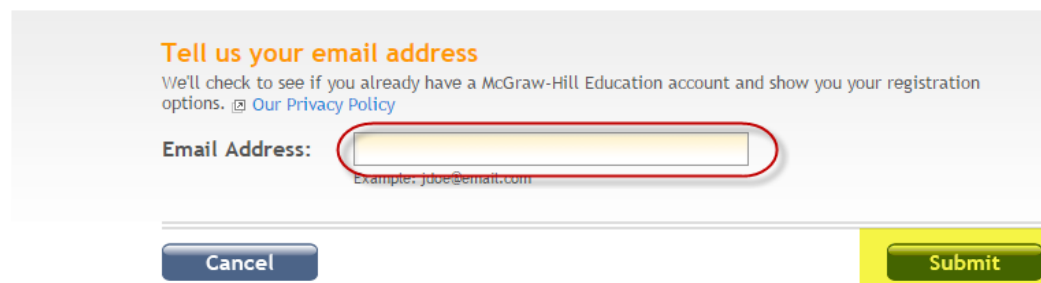
**Step 1: Follow Connect section web address provided by Instructor. Click **Register Now**.**



The image shows the McGraw-Hill Connect Student Registration page. It is divided into two main sections. The left section, titled 'Welcome!', is for users who are 'ALREADY REGISTERED?'. It contains input fields for 'Email Address' and 'Password', a 'SIGN IN' button, and a link to 'sign in here' if the user's school uses McGraw-Hill Campus. The right section, titled 'REGISTER TO YOUR CLASS', asks the user to 'Please check your class details below.' It displays the following information: Course: Sociology: A Brief Introduction Schaefer, 11th ed.; Section: Fall 2015; Instructor: Kelly Cornelius (with a placeholder profile picture); and Textbook: Sociology: A Brief Introduction Schaefer, 11th ed. (with a placeholder image of the textbook). At the bottom of the right section is a 'REGISTER NOW' button, which is highlighted with a red rectangular border.

**Step 2: Enter your email address and click **Submit**.**

## Student Registration



The image shows a 'Student Registration' dialog box. It has a title 'Tell us your email address' in orange. Below the title, it says 'We'll check to see if you already have a McGraw-Hill Education account and show you your registration options.' followed by a link to 'Our Privacy Policy'. There is an input field for 'Email Address:' with a red oval around it. Below the input field, there is a small text example: 'Example: jdoe@email.com'. At the bottom of the dialog, there are two buttons: 'Cancel' and 'Submit'.

## Step 3: Enter your password and click **Sign in**.

**Student Registration**  
Looks like you have a McGraw-Hill Higher Education account.

To register this product for MKG-300 OnLine: MKG-300 800 OL (Instructor: Russell Wahlers), sign in with your McGraw-Hill Higher Education account below.

**Sign In**

Email Address: kelly\_cornelius@student.com

Password:

[Forgot your password?](#)

**Sign In**

## Step 4: Registration options-

### 1. Connect Student Access Code

- Purchase from Bookstore.
- Beware of invalid codes if purchased elsewhere.

### 2. Purchase Connect online

- Allows full access to Connect and SmartBook/LearnSmart.

### 3. Get courtesy access

- Two week full Connect access.
- Must upgrade when courtesy access expires.

**Student Registration**

You are currently logged in with email XXXXXXXXXX  
Please continue your product registration below.

Get access to Fundamental Financial Accounting Concepts using your registration code or by paying with your credit card.

**1** **Have a registration code?**

Enter your registration code below. You'll find your code on a card that either came with your textbook or that you purchased separately.

**Registration Code:**

-  -  -  -

Example: GRFU-BYHA-6MYJ-FGAK-F9XA




**Submit**

[How to register with a registration code](#) | [View sample registration card](#)

**2** **Don't have a code?**

**Buy access online**

No registration code, no problem. You can buy access to Fundamental Financial Accounting Concepts right now. All you need is a credit card.

**Buy Online**

**3** **Try before buying**

Get instant access to your instructor's course work and materials with courtesy access. Your work will always be saved during your courtesy period and you'll receive a reminder before it expires.

**Start courtesy access**

## Step 5: Create your McGraw-Hill Education account.

**Registration: Create an Account**

To complete your registration, you'll need to create a McGraw-Hill Education account. You will use this account to log in to the premium content on this site, and access the premium content for other registered products.

\* Indicates required information

**Create your account**

\* Email address:   
Example: jdoe@email.com  
You will use this email address to sign in.

\* Re-type your email address:

\* Password:   
Passwords are case sensitive and must contain 8-20 characters including: 1 uppercase character, 1 lowercase character and 1 number. (No spaces)

\* Re-type your password:

Name (\*First, MI,\*Last):

**Tell us about your school**

\* Country:

\* State:

\* School:

**Tell us some security information**

If you forget your username or password, we will use this information to retrieve it.

\* Select a question:

\* Your answer:

Secondary email address:

**McGraw-Hill Education Service Agreement**

Clicking "I Accept" means that you agree to the terms of the McGraw-Hill Education [Terms of Use](#) and [Privacy Policy](#).

☒ \* I Accept

☒ I'd like to receive information about other McGraw-Hill Education products, services, and promotions that relate to my course. I understand that if I choose not to receive these additional notifications, I will still receive important information about my McGraw-Hill Education account.

**Complete My Registration**

## Tech Support & FAQ:

**Call: (800) 331-5094**

**Email & Chat: [www.mhhe.com/support](http://www.mhhe.com/support)**

**Monday - Thursday • 24 HRS**

**Friday • 12 AM - 9 PM**

**Saturday • 10 AM - 8 PM**

**Sunday • 12 PM – 12 AM**

**(All times Central)**

**Find more support at: [www.connectstudentsuccess.com](http://www.connectstudentsuccess.com)**

***NOTE:** If you contact your instructor with a technical question, you will be asked to provide a case number from tech support before your concern is escalated.*